

FLOYD COUNTY EXTENSION SERVICE

**3490 KY ROUTE 321
PRESTONSBURG, KY 41653
(606) 886-2668
FAX: (606) 886-1458**

**WEBSITE: FLOYD.CA.UKY.EDU
WWW.FACEBOOK.COM/FLOYDEXT**

AGRICULTURE & NATURAL RESOURCES NEWSLETTER

"ÃÄÃîp!:-â:² !"



Chad Allen
County Extension Agent for
Agriculture & Natural Resources

ExAm\nV!C"çE~pT!\nçE|E-ç!

- August 5** Grow Appalachia Gardening Series Extension Office 6:00 PM
- August 6** Floyd County Beekeepers Association Meeting Extension Office 6:00pm
- August 8** Floyd County District Board Meeting– Extension Office 5:30 PM
- August 10** Kids Day at the Farmers Market-At The Attorney General Office
- August 15-24** Kentucky State Fair KY Fair & Expo Center—Louisville
- September 2** Labor Day—Official Holiday EXTENSION OFFICE CLOSED
- September 3** Floyd County Beekeepers Association Meeting Extension Office 6:00pm
- September 12** Floyd County CEC & District Board Meetings Extension Office 5:30pm
- September 21** Floyd County Beekeepers School– Extension Office 9:00 AM– 2:30PM

VOICE MAIL

Your Farm's Hidden Asset: Its Woodlands	2
Dividing Perennials	2-3
Don't Become a Statistic - Lightning Safety	3
Establishing Late-Summer Grasses	4
Don't forget About the Fall Gardening	5
Dealing with Common Poultry Parasites	6-7
Trees Already Preparing for Winter	7
Farmers Market Flyer	8
Beekeepers School	9



• *Other programs will be announced at a later time. * If you have a request for programming on a specific topic, please contact me.*

**Cooperative
Extension Service**

Agriculture and Natural Resources
Family and Consumer Sciences
4-H Youth Development
Community and Economic Development

MARTIN-GATTON COLLEGE OF AGRICULTURE, FOOD AND ENVIRONMENT

Educational programs of Kentucky Cooperative Extension serve all people regardless of economic or social status and will not discriminate on the basis of race, color, ethnic origin, national origin, creed, religion, political belief, sex, sexual orientation, gender identity, gender expression, pregnancy, marital status, genetic information, age, veteran status, physical or mental disability or reprisal or retaliation for prior civil rights activity. Reasonable accommodation of disability may be available with prior notice. Program information may be made available in languages other than English. University of Kentucky, Kentucky State University, U.S. Department of Agriculture, and Kentucky Counties, Cooperating. Lexington, KY 40506



Disabilities accommodated with prior notification.

Your Farm's Hidden Asset: Its Woodlands

Maximizing every bit of profit from a farm is one of the keys to success. One thing that may not be at the top Kentucky landowners' minds is their farm's woodlands, but woodlands should be thought about and managed just like crops, fields, gardens or other agricultural endeavors. Farmers can benefit by understanding the industry and learning basic forestry concepts, such as how to control light and density, manage pests and steward a forest to make it healthier and sustainable. There also can be important tax benefits for timber owners, and secondary markets may be available for non-timber products such as hunting leases, ginseng, shiitake mushrooms and fence posts.

It may be a surprise to learn that timber, the majority of it privately grown and processed, is one of the largest agriculture and natural resource industries in Kentucky. The statistics are impressive: Kentucky ranks as one of the top three hardwood producing states in the United States. (Pennsylvania and Tennessee usually account for the other top spots in the hardwood timber business.) Twelve million acres, almost half of Kentucky's land base, are forested. According to the U.S. Forest Service, the total economic impact of Kentucky's forests and related industries contributes more than \$8 billion each year to the state's economy, and it employs more than 30,000 people. Most of Kentucky's forests consist of hardwoods, with oaks, yellow poplar, hickories, ash, cherry and walnut contributing to the economic value of the forest industry. Woodlands also are valuable for providing habitat to a wealth of wildlife, from black bears to bobcats. These woodlands also serve as a backdrop for much of the recreational and tourist activities in the state. Another important contribution of woodlands, but harder to put a dollar figure on, are the ecosystem services such as water and air filtration, carbon sequestration and flood control they provide.



More than 11 million of Kentucky's 12 million forested acres are classified as timberland, meaning they are capable of growing commercial timber at a rate of 115 board feet of wood volume per acre per year. (A board foot is 12 inches by 12 inches by 1 inch). Logging in Kentucky is renewable, as tree growth in the state exceeds annual timber removal. The industry also ensures that commercial operations have a Master Logger graduate on-site and follow best management practices for protecting water quality at harvest sites.

Sawmills and other industries produce much less waste than in the past, utilizing all but 5 percent of wood residue, down from 35 percent in the 1970s. Advances in machinery and utilization of sawdust and bark residue have fueled this significant reduction in waste. Now, mulch, fuel, composite wood products, charcoal and animal bedding are made from leftover wood, reducing the industry's impact on the environment. Anyone who is interested in learning more about how to realize a potential economic value from forested land has many resources. The University of Kentucky Cooperative Extension Service offers technical training classes and programs, professional forestry workshops, technical publications, logger training and more. It also offers the Woodland Owners Short Course, a yearly learning conference, with two different experience levels.

The source of this article was Billy Thomas, UK Extension Forestry Specialist. For more information, visit www.ukforestry.org or contact me at the UK Cooperative Extension Service – Floyd County Office.

Dividing Perennials

If your perennials didn't put on their usual show this spring, it may be time to dig and divide. Perennials need space, and once they become crowded, blooms can become smaller and infrequent. Dividing the plants to create more room usually restores their vigor.

Spring is a good time to divide many perennials. If you are unsure about the timing, here is a good rule of thumb. If the plant blooms in the spring, divide it after it blooms or in the fall. If the plant blooms in the summer or fall, divide it in the spring.

Continued on page 3 ...

Continued from page 2 ...



Perennials grow from underground structures like fleshy roots, rhizomes, or bulbs. This is the part of the plant that needs to be divided. Dig up the plant, remove old leaves and shake off loose dirt to expose the underground parts. Gently pull or cut the plant apart into several sections making sure each section has some recent growth at the top. Use one section to replace the original plant and set it in so that the crown is just at soil level. You can use the remaining “new” plants created from your divisions to expand your landscaping or share with gardening friends and relatives.

A fun way to get the most from your extra perennials is to organize a plant exchange in your neighborhood, civic organization, workplace, or school. Encourage participants to label their contributions and provide information such as whether the plants prefer full sun or partial shade. Not only will you get new acquisitions for your home landscape, but you may even make a new gardening friend.

For more information on horticultural topics, contact me at the U.K. Cooperative Extension Service – Floyd County Office. The source of this article was Rick Durham, Extension horticulture specialist.

Don't Become a Statistic - Lightning Safety

Jane Marie Wix - NWS Jackson, KY

Lightning strikes the United States about 25 million times a year, and kills about 20 people each year, while hundreds more are severely injured. Many lightning victims either didn't act promptly enough to get to a safe place, or they went back outside too soon after the storm passed. During the summer months when thunderstorms are frequent across the Commonwealth, it's important to remember to take lightning safety seriously. Lightning safety is simple - When Thunder Roars, Go Indoors! -or- See A Flash, Dash Inside! Once the storm has passed, a good rule of thumb is to wait 30 minutes after the last rumble of thunder before heading back outside. That allows the storm to move a safe distance away.



Since 1959, a total of 99 lightning related deaths have occurred in the state of Kentucky (sources: NOAA and Vaisala, Inc). Unfortunately, one of those deaths occurred just this year. A good percentage of those killed were farmers or outdoor laborers. Here are some unfortunate instances:


- May 2, 2007 - A 55 year old man was struck by lightning and killed instantly as he was mowing his lawn in Nicholasville.
- June 10, 2010 - A 44 year old man in Shelbyville was standing outside waiting to be picked up from work when his coworkers heard a very loud boom and looked out to find him lying on the ground beneath the tree. Coworkers and emergency workers performed CPR on the man but he died five days later due to multiple organ failure.
- August 5, 2010 - A 16 year old Amish girl in Logan County was struck in the head and killed by lightning while working in a field . She was pronounced dead at the scene.
- July 26, 2012 - A 67 year old female was struck by lightning in a field adjacent to her farm near Crenshaw Lane in Jessamine County. She died at the University of Kentucky Medical Center .
- June 23, 2019 - Eyewitnesses observed lightning striking next to a woman on the campus of Murray State University. The 50-year-old woman immediately collapsed. CPR was administered, and she died shortly thereafter at a Tennessee hospital.
- July 2, 2022 - A 38 year old man in Madisonville was struck by lightning and killed while in a field flying a remote control plane.

For more lightning safety tips and information for working outdoors, visit this OSHA Factsheet - https://www.weather.gov/media/owlie/OSHA_FS-3863_Lightning_Safety_05-2016.pdf.

Establishing Late-Summer Grasses

Tall fescue, orchard grass, timothy, and Kentucky bluegrass are the mainstays of Kentucky pasture, making up 85 percent of our forage base. Late summer into early fall is the best time to establish these cool season grasses for pasture or hay.

Many years of research results show this late summer through early fall time frame is the best opportunity for successful establishment. Mother Nature had a hand in this timeframe because seed produced in late spring remain dormant until late-summer and early-fall rainfall provides the moisture necessary for the seed to germinate.



Remember these key points to increase your success rate.

First, address soil fertility needs now. Take soil samples to determine fertility needs and to give you enough time to supply the needed nutrients. Inadequate levels of phosphorous, potassium, or limestone can limit the success of late summer seedings. For pure grass stands, apply nitrogen at the rate of 40 to 60 pounds per acre.

Second, control competition. Late summer seedings most often fail from competition and lack of water. When you control existing vegetation with herbicides or tillage, the emerging seedlings will have access to whatever water and nutrients are present without having to compete with weeds.

Plantings can be made into prepared soil beds or no tilled. To maximize the success of seedings, use a burn-down herbicide to kill annual weeds. Translocated herbicides can be used where labeled to kill or suppress perennials such as johnsongrass. Remember to wait two to three weeks after spraying translocated herbicides before you plant in no-till situations. This will allow time for killed weeds to dry out and for residual effects of the herbicide to decay.

Third, select high quality seed of an adapted variety. Planting high quality seed is an essential step toward establishment and longevity of a pasture. These seeds have high percentages of germination, low percentages of weed seeds, and are free of noxious weed seeds.

Certified seed meets or exceeds minimum standards for purity, germination, and quality. This seed has a blue tab attached to the bag. The certified seed should be from an “improved” variety adapted to your farm. “Improved” means the variety has been selected for improved yield, quality, persistence, disease resistance or other positive traits.

Varieties greatly differ in yield, persistence, disease resistance, and cost. Expensive varieties aren’t necessarily good, and the cheaper ones aren’t necessarily bad. If you’re uncertain about a variety’s adaptation and performance, you can obtain information on the leading performers in the University of Kentucky forage variety tests by contacting me.

Fourth, seed at the proper time and depth. Legumes and grasses should be seeded before mid-September. Grasses are less sensitive to later seeding than legumes. The major cool season grasses will not do well if you simply broadcast them onto existing overgrazed or mowed pastures. Forages should be seeded no deeper than one-fourth to one-half inch. Good seed-soil contact is important for germination and stand establishment.

Finally, seeding rates are important as well. The better the conditions at planting the less seed required and conversely, you can’t overcome poor seeding conditions with increased seeding rates. Seed tall fescue at 20 to 25 pounds per acre, orchard grass at 15 to 25 pounds per acre, timothy at 6 to 8 pounds and Kentucky bluegrass at 10 to 15 pounds per acre. For more information on seeding rates, depth and planting dates stop by the office and get a copy of UK publication AGR-18.

The source of this article was Garry Lacefield, UK Plant & Soil Science. For more information on establishing late summer forages, contact me at the UK Cooperative Extension Service – Floyd County Office.

Don't Forget About the Fall Gardening Season

Late summer and fall offer a third growing season for the home gardener, though both new and experienced gardeners often overlook the opportunity to extend the bounty of the home garden by. Spring gardening is marked by relief that winter is over, with the anticipation of warmer weather. Summer gardening brings its own joys, with longer days and the natural cycle of rain and sun that helps plants yield ripe, delicious fruits and vegetables. But with some planning, fall can provide just as much enjoyment as spring and summer, and you can extend the harvest well into the cooler months.

One of the benefits of continuing with a fall garden is that you have already worked and prepared the planting site and soil, so the hard part of preparing for planting normally done in the spring is over. The ground has been worked, weeds are under control, and fertilizer and mulch are already distributed. You may need to add a bit more nitrogen for later plantings of vegetables, but otherwise everything is in place, and you are working in a rhythm.

Fall vegetables are harvested in early September. The first leg of your fall garden can be part of your summer succession gardening plan. Succession gardening staggers the ripening date and harvest so you have a steady flow of fresh food, rather than an overwhelming flood of vegetables that sometimes go to waste. Good options for a late succession planting include an early-maturing variety of sweet corn and bush beans. The second leg of the fall crop consists of cool season crops that grow well during cool fall days and withstand frost, such as turnips and parsnips.

Keep in mind that although days continue to be warm, nights are cool, which slows growth and maturation. When buying seed for fall planting, remember to check the average days to maturity. Select varieties with shorter maturation periods. Because we have warm days and cool nights during a typical Kentucky autumn, some vegetables, such as sweet corn and cole crops, thrive, developing excellent levels of sugar and crispness.

The fall garden can include:


- Root vegetables: beets, carrots, rutabaga, parsnips, and turnips
- Tender lettuces: bibb, endive, leaf lettuce
- Hearty greens: collards, kale, mustard greens, spinach, and turnip greens
- Cole crops: broccoli, cabbage, cauliflower, Brussels sprouts, Chinese cabbage
- Other vegetables: bush-type green beans, snow peas, sweet corn, kohlrabi

Gardeners who want a lengthy harvest can use polyethylene row covers in the fall to extend the harvest of frost-sensitive crops such as tomatoes, peppers and cucumbers. The row cover traps heat and protects the plant from killing frosts but beware that on warm, sunny days the row cover must be ventilated to protect plants from excess heat. Some plants, such as herbs, can be planted in containers and brought inside or moved to a protected area when there are hard frosts. You can use cold frames in much the same way, with the cover propped open during the day so the plants receive light and closed at night. Using any combination of these methods can extend your gardening season by several weeks, well into the fall.

For more information, review "Home Vegetable Gardening in Kentucky," <http://www.ca.uky.edu/agc/pubs/id/id128/id128.pdf>, or contact me for assistance.



Dealing with Common Poultry Parasites



A variety of parasites attack poultry by either sucking blood or feeding on their skin, and feathers. Knowing what pests may be bugging your flock will help you figure out how to deal with the problem.

Continuous external parasites are ones that spend their entire adult life on their host. Temporary parasites feed on, but do not live on, their host. Some continuous external parasites include:

Northern fowl mite: The most common external parasite in chickens, turkeys, game birds, pigeons etc., northern fowl mites are commonly spread through bird contact. Signs of infestation depend on severity. Heavy infestation can cause anemia. Chickens may lose weight and exhibit decreased feed intake and egg production and a lower carcass quality. Look for dark patches on the feathers and on the skin around the vent area. They are fast movers and leave behind a lot of fecal material. They are usually more of a problem in cooler months. “No Mite Strips” are an effective way to control this mite in your flock. Some powdered insecticides also work, but you need to read the labels very carefully. Organic producers may want to use something like diatomaceous earth as a natural insect preventative. The lifecycle of these mites is five to seven days, so growers will need to be vigilant in repeating treatments to prevent a large infestation.

Sticktight fleas: Although they are called fleas, they are stationary compared to other fleas. They burrow; females attach to the skin around the face and wattles to lay eggs. Sticktight flea larvae develop in the soil around chicken cages, and a few weeks later, adult fleas emerge to continue their lifecycle. If you raise chickens in wire cages three or more feet above the ground, you won’t usually have a large sticktight flea infestation. You can use Sevin dust on the fleas and on the litter. An alternative treatment method is to coat the adult fleas with petroleum jelly.

Scaly leg mites: These mites burrow into and live under the scales of the feet, lifting the scales and deforming the feet. Chickens in wire cages three feet or more above the ground don’t usually have problems with these mites. Prevention is easier than treatment, so you should inspect new birds before adding them to your flock. These mites are frequently picked up at poultry shows, so you should treat all chickens upon returning from a show. You can treat scaly leg mites by dipping chickens’ legs in linseed oil or petroleum jelly at 7-day intervals for three weeks. Never use fuel oil, kerosene, motor oil or other liquid petroleum products on chickens. Even after mites are dead, the swollen and deformed look may remain.

Chicken lice: Lice feed on blood and other fluids, and they cause birds to become restless. That feeling adversely affects feed intake, digestion, growth, and egg production. Young birds have a tougher time with lice. Lice tend to be more abundant in unclean, overcrowded conditions. Pesticides used for Northern fowl mites will usually control lice. Temporary parasites can also be annoying and hard to control. A number of blood-sucking external parasites feed on chickens, but they don’t actually take up permanent residence. After feeding, they usually leave the host and hide in the floor and walls of the housing near the host. The most common are:

Fowl ticks: These soft ticks are also known as blue bugs. They are very different from ticks found on dogs and cats. Fowl ticks are reddish brown to dark brown, and they have wrinkled skin. Female fowl ticks lay several batches of eggs, usually 30 to 100 eggs per batch, sometimes 700 to 800 eggs in her lifetime. They need a blood meal to produce each batch. If conditions are right, ticks grow from egg to adult in about 30 days. Adults are extremely resistant to starvation and can live more than a year without a blood meal.

continued on page 7.....

.....continued from page 6

Chicken mites: Also known as red mites or roost mites, they are often confused with the Northern fowl mite, but these mites do not spend their entire life on their host. Chicken mites are pretty small, but you can see them, and they are typically visible in large numbers.

Bed bugs: Typically found in large numbers, adults are reddish brown and can completely engorge on hosts in about 5 to 10 minutes.

All of these temporary parasites cause similar damage. You will probably see birds with bloody lesions of various sizes. Changes in poultry housing have almost eliminated these three main temporary parasites from commercial flocks. However, they do sometimes appear in small flocks of chickens, other poultry, or exotic birds such as parakeets and cockatiels. Because they are so rare now, it may be difficult to find pesticides labeled specifically for treating them. There are a few things you can do to minimize them. You need to eliminate cracks and crevices where these pests shelter. Prevent wild birds and rodents from entering with screens or other barriers. Treatment should include a thorough cleaning and sanitizing of the poultry house.

You can detect any parasites by examining your flock on a regular basis. Early detection really helps control any problems that may occur.

To learn more about poultry parasites, contact me at the UK Cooperative Extension Service – Floyd County Office. The sources of this article were Jacquie Jacob and Tony Pescatore, UK Extension Poultry Specialists.

Trees Already Preparing for Winter

When temperatures outdoors remain near 90 degrees, it's hard to believe that trees already are starting to prepare for winter. During August, many trees begin to shut down by gradually reducing active growth and preparing to go dormant during the winter.

As trees prepare to shut down, they begin to produce less chlorophyll, a green pigment that combines with sunlight to make food for growth. Since trees begin using chlorophyll more rapidly than it is produced, its green mask slowly disappears to reveal the brilliant show of fall colors. Kentucky's diverse climate makes it home to many tree species common to northern and southern states, providing a variety of fall colors for us to enjoy.

Trees in the shut-down mode frequently are more susceptible to insect and disease attacks.

Brown leaves on black locust and other trees is a common indication of an insect problem. This discoloration is caused by immature locust leafminers eating leaves on black locust as well as birch, apple, beech, cherry, elm and oak. Larvae "mine" the inner parts of leaves, removing the chlorophyll and leaving a brown-colored skeleton.

Leafminer attacks usually will not cause death unless trees were in a stressful situation early in the growing season, such as extremely wet or dry conditions.

Another indication of winter preparation is that trees drop leaves to reduce evaporation and enable trees to better cope with dry conditions. The yellow-poplar, one of the first trees to leaf out in the spring, is among the first trees to begin losing leaves in the fall.

As trees begin preparing for winter, they do more than put on a spectacular show of colors; trees also make an important contribution to an on-going ecological system. Minerals previously taken into trees are recycled as leaves drop to the ground to announce winter's approach. The leaves decompose and return nutrients to growing trees and plants and add organic materials to the soil. Even as these leaves fall, next spring's leaves are tightly wrapped in buds. When these buds unfurl, they will replenish the air by giving off oxygen and absorbing carbon dioxide.

For more information, contact me at the UK Cooperative Extension Service – Floyd County Office.



FARMERS, MARKET



FLOYD COUNTY ATTORNEY GENERAL'S OFFICE

149 SOUTH CENTRAL AVENUE

PRESTONSBURG, KY 41653

EVERY SATURDAY

OPENING DAY: JUNE 1ST

9 AM - 1 PM

HIGHLANDS ARH

EVERY OTHER FRIDAY

STARTING MAY 31ST

9 AM - 1 PM

Cooperative Extension Service

Agriculture and Natural Resources
Family and Consumer Sciences
4-H Youth Development

MARTIN-GATTON COLLEGE OF AGRICULTURE, FOOD AND ENVIRONMENT

Educational programs of Kentucky Cooperative Extension serve all people regardless of economic or social status and will not discriminate on the basis of race, color, ethnic origin, national origin, creed, religion, political belief, sex, sexual orientation, gender identity, gender expression, pregnancy, marital status, genetic information, age, veteran status, physical or mental disability or reprisal or retaliation for prior civil rights activity. Reasonable accommodation of disability may be available with prior notice. Program information may be made available in languages other than English. University of Kentucky, Kentucky State University, U.S. Department of Agriculture, and Kentucky Counties, Cooperating.



Disabilities
accommodated
with prior notification.

Floyd County Beekeeping School

At the Extension Office

September 21st

9:00AM to 2:30PM

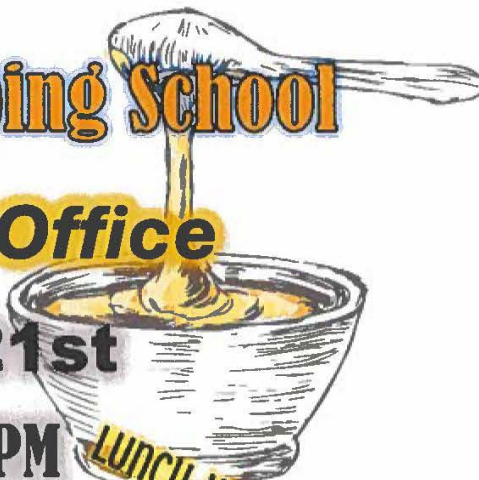
(Sign-in Begins at 8:00AM)

Call to Register: 606-886-2668

Floyd County



Beekeepers
Association



LUNCH WILL BE PROVIDED

Registration Fee is \$10.00

if paid by September 15th

(\$15.00 after September 15th)

No fee for Kids under 12 years old



Seating is Limited

3490 KY Route 321

Prestonsburg, KY 41653



Cooperative Extension Service

Agriculture and Natural Resources
Family and Consumer Sciences
4-H Youth Development
Community and Economic Development

MARTIN-GATTON COLLEGE OF AGRICULTURE, FOOD AND ENVIRONMENT

Educational programs of Kentucky Cooperative Extension serve all people regardless of economic or social status and will not discriminate on the basis of race, color, ethnic origin, national origin, creed, religion, political belief, sex, sexual orientation, gender identity, gender expression, pregnancy, marital status, genetic information, age, veteran status, physical or mental disability or reprisal or retaliation for prior civil rights activity. Reasonable accommodation of disability may be available with prior notice. Program information may be made available in languages other than English. University of Kentucky, Kentucky State University, U.S. Department of Agriculture, and Kentucky Counties, Cooperating. Lexington, KY 40506



Disabilities
accommodated
with prior notification



University of Kentucky
College of Agriculture,
Food and Environment
Cooperative Extension Service

FLOYD COUNTY

3490 KY Route 321

Prestonsburg, KY 41653

NONPROFIT ORG
US POSTAGE PAID
PRESTONSBURG KY
PERMIT 521

RETURN SERVICE REQUESTED